





**10250T Series, 30.5 mm Pushbutton Stations**

**10250T Heavy-Duty 30.5 mm Control Stations**

**Product Description**

- 10250T Series operators
- Surface or flush mounting
- Single 1-inch NPT conduit entrance on three element stations
- ASA 61 gray die-cast zinc enclosures
- Single 3/4-inch NPT conduit entrance on one and two element stations

**Table 47-21. Product Selection — Complete Assembled Stations — UL (NEMA) Type 4, 4X, 12, 13**

| Number of Elements  | Type of Elements ②                                  | Features   | Contact Block(s)                         | Legend  | Surface Mounting                                     |               | Flush Mounting ④                                     |               |
|---|---|--|--|---|--|---------------|--|---------------|
|   |   |  |  |   | Catalog Number                                       | Price U.S. \$ | Catalog Number                                       | Price U.S. \$ |
| <b>Break Glass Station</b><br> | Break Glass Station ①                               | Gray Enclosure<br>Red Enclosure  | NC (Logic Level)                         | EMERG. OFF<br>EMERG. OFF  | 10250TGS<br>10250TGR                                 |               | —<br>—   |               |
| <b>One Element</b><br>         | Pushbutton  | Standard   | NO-NC<br>NC<br>NO-NC                     | START<br>STOP<br>None   | 10250T3516<br>10250T3518<br>10250T3540               |               | 10250T3573<br>10250T3575<br>10250T3597               |               |
|   |   | Mushroom Head  | NO-NC<br>NC                              | START<br>STOP   | 10250T3517<br>10250T3519                             |               | 10250T3574<br>10250T3576                             |               |
|   |   | With Lock Hasp ⑤   | NC                                       | STOP  | 10250T3520   |               | 10250T3577   |               |
|   | Selector Switch                                     | 2-Position Black Knob  | NO-NC                                    | OFF/ON  | 10250T3523   |               | 10250T3580   |               |
|   |   | 3-Position Black Knob  | 2NO                                      | MAN/OFF/AUTO  | 10250T3524   |               | 10250T3581   |               |
|   | Push-Pull 3-Position                                | Momentary Red Button   | 2NC                                      | START/STOP  | 10250T3545   |               | 10250T3602   |               |
| <b>Two Element</b><br>       | Pushbuttons   | Standard   | 1NO-2NC<br>2NO-2NC<br>2NO-2NC            | START/STOP<br>RAISE/LOWER<br>None   | 10250T3525<br>10250T3672<br>10250T3541               |               | 10250T3582<br>10250T3673<br>10250T3598               |               |
|   |   | With Lock Hasp ⑤   | 1NO-2NC                                  | START/STOP  | 10250T3542   |               | 10250T3599   |               |
|   |   | Standard and Mushroom Head   | 1NO-2NC                                  | START/STOP  | 10250T3526   |               | 10250T3583   |               |
|   |   | Standard with Maintained Contact ③                                       | NO-NC<br>Plus NC                         | START/STOP  | 10250T3528   |               | 10250T3585   |               |
| <b>Three Element</b><br>     | Pushbuttons   | Standard   | 2NO-3NC<br>2NO-3NC<br>2NO-3NC<br>2NO-3NC | FOR, REV, STOP<br>UP, DOWN, STOP<br>OPEN, CLOSE, STOP<br>None, None, STOP | 10250T3532<br>10250T3615<br>10250T3614<br>10250T3543 |               | 10250T3589<br>—<br>—<br>10250T3600                   |               |
|   |   | 2 Standard and with Lock Hasp  | 2NO-3NC                                  | None, None, STOP  | 10250T3544   |               | 10250T3601   |               |
|   | Indicating Light (Transformer Type) and Pushbuttons | Red Lens — 120V<br>Red Lens — 240V<br>Red Lens — 480V<br>Red Lens — 600V | 1NO-2NC                                  | MOTOR RUN,<br>START/STOP  | 10250T3536<br>10250T3537<br>10250T3538<br>10250T3539 |               | 10250T3593<br>10250T3594<br>10250T3595<br>10250T3596 |               |

- ① Breaking glass closes contact.
- ② Stop buttons are red — all others are black.
- ③ Uses deep cover instead of shallow cover. Switch component is 10250TA67.
- ④ NEMA 4 – 13, if properly mounted on a flat surface. Consists of front plate, legend, operator and contact blocks.
- ⑤ Lock is 10250TA2.



**Break Glass Operator Shown Assembled to Contact Block (Contact Block Supplied Separately)**

**Table 47-22. Break Glass Kit**

| Description                            | Catalog Number | Price U.S. \$ |
|--|----------------|---------------|
| Operator with Hammer and 5 Glass Discs | 10250TBG       |               |
| Glass Discs Only (5)                   | 10250TGL       |               |